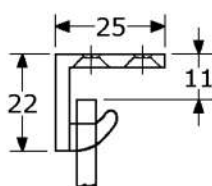


521215



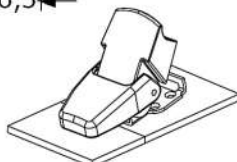
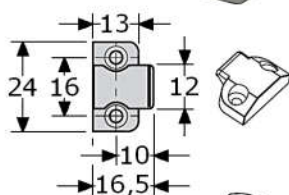
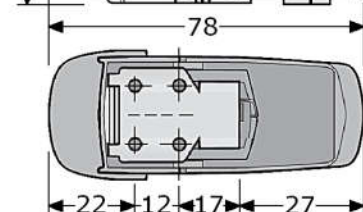
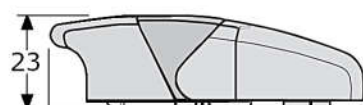
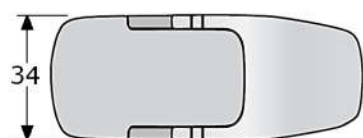
521238

draw latch (hatch fastener) 95x28mm
stainless steel 316/A4 mirror polished, casting
not adjustable, nice finish
with stainless steel padlock eye $\varnothing 7\text{mm}$
base high 13mm, total high 20mm
base widthness 28mm, handle widthness 15mm
maximum load: (unknown), travel length 22mm
on casting groundplate 32x28x3mm
with 4 countersunk screwholes (3,5mm/4mm/M4)
with flat keeper plate 25x28x4mm
in boxes of 10 Pcs.



for padlocks out of stainless steel,
see our page GY-689a
(for 521215; you can use 689241/689246)

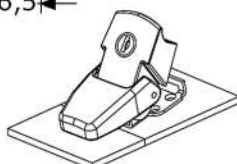
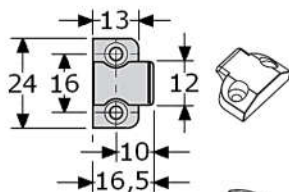
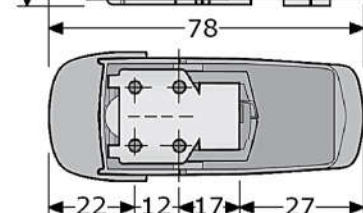
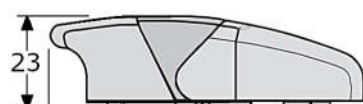
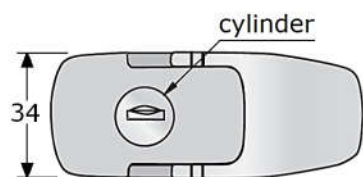
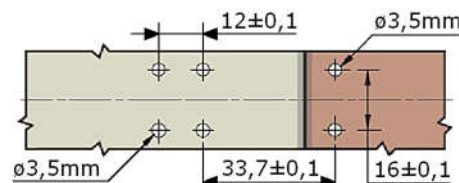
inside hook keeper plate 22x25x29x3mm
stainless steel 316/A4 mirror polished, casting
with 3 countersunk screwholes (4mm/M4)
in boxes of 10 Pcs.




527261

draw latch 78x34mm
stainless steel 316/A4 mirror polished, casting
not adjustable, unvisable mounting design
with 2x hidden stainless steel spring
no vibrating, no irritating sound
very nice design, first quality
base high 23mm, widthness 34mm
maximum load 120 Kg (1200 N), travel length 4mm
with 4 screwholes $\varnothing 3,5\text{mm}$
with flat keeper plate with 2 screwholes $\varnothing 3,2\text{mm}$
in boxes of 6 Pcs.

design



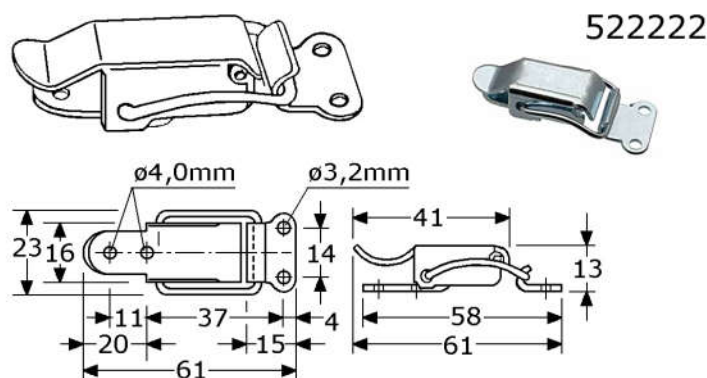
527263

draw latch 78x34mm
stainless steel 316/A4 mirror polished, casting
not adjustable, unvisable mounting 
with 2x hidden stainless steel spring
no vibrating, no irritating sound
very nice design, first quality
with brass mirror chrome cylinder
with each 2 nickel keys, key alike (code S008)
keys can be taken out in closed & open position
for closing the key is always necesarry
base high 23mm, widthness 34mm
maximum load 120 Kg (1200 N), travel length 4mm
with 4 screwholes ø3,5mm
with flat keeper plate with 2 screwholes ø3,2mm
in boxes of 6 Pcs. (delivery on request)

design

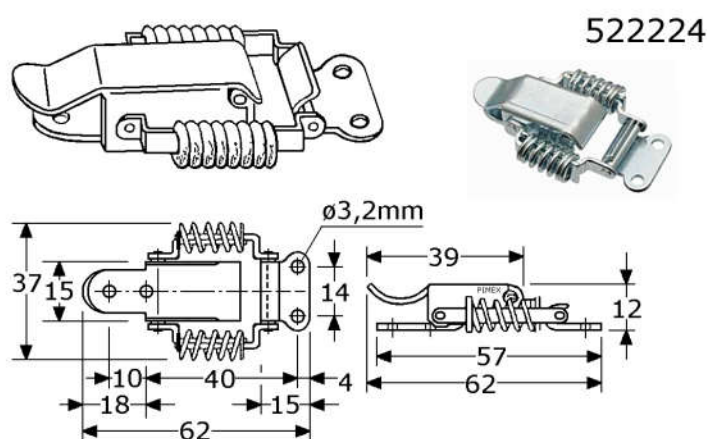
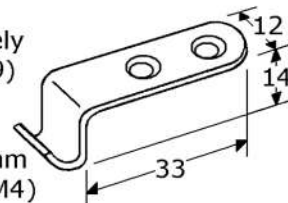


PIMEX B.V.
Coenecoop 131
2741 PJ WADDINXVEEN (NL)
Tel. (31) 182 - 61 11 66
Email: info@pimex.nl



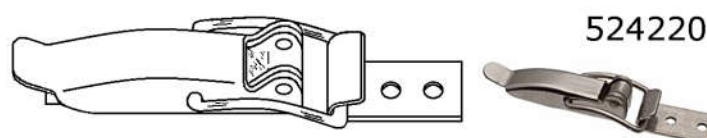
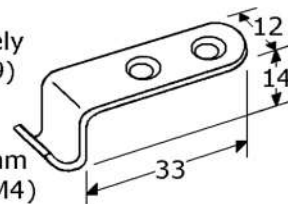
draw latch, house 41mm, total length 61mm
stainless steel 304/A2, with pulling pin $\varnothing 2,3\text{mm}$
base high 13mm, without padlock eye
max. widthness 23mm, handle widthness 16mm
maximum load 150 Kg (1500N), travel length 9mm
not adjustable, with 2 screwholes $\varnothing 4,0\text{mm}$
with flat keeper plate with 2 screwholes $\varnothing 3,2\text{mm}$
in boxes of 50 Pcs.
standard 522222 will be delivered with flat keeper

extra you can order separately
a hook keeper plate (522289)
stainless steel 316/A4
high 14mm, width 12mm
plate 1,5mm, length 33/43mm
2 countersunk holes (M3/M4)

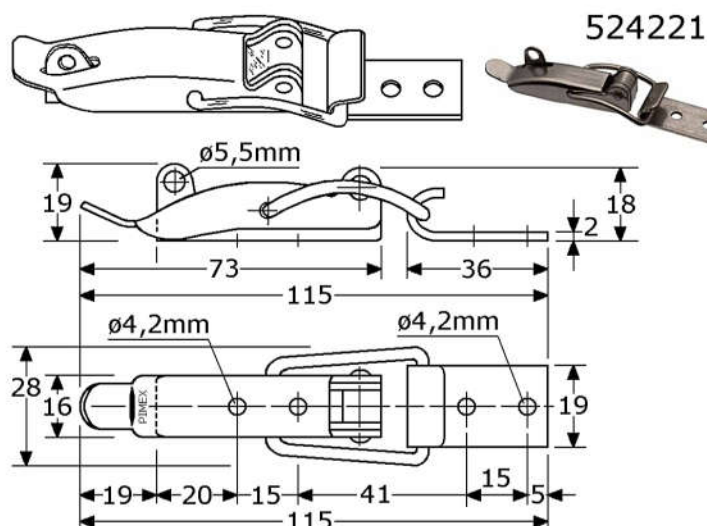


draw latch, house 41mm, total length 62mm
stainless steel 304/A2
spring loaded: with 2 stainless steel springs
no vibrating, no irritating sound
base high 12mm, without padlock eye
max. widthness 37mm, handle widthness 15mm
maximum load 150 Kg (1500N), travel length 14mm
not adjustable, with 2 screwholes $\varnothing 3,2\text{mm}$
with flat keeper plate with 2 screwholes $\varnothing 3,2\text{mm}$
in boxes of 50 Pcs.
standard 522224 will be delivered with flat keeper

extra you can order separately
a hook keeper plate (522289)
stainless steel 316/A4
high 14mm, width 12mm
plate 1,5mm, length 33/43mm
2 countersunk holes (M3/M4)

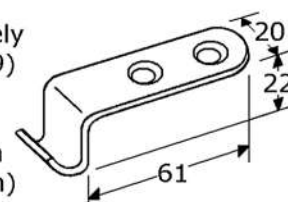


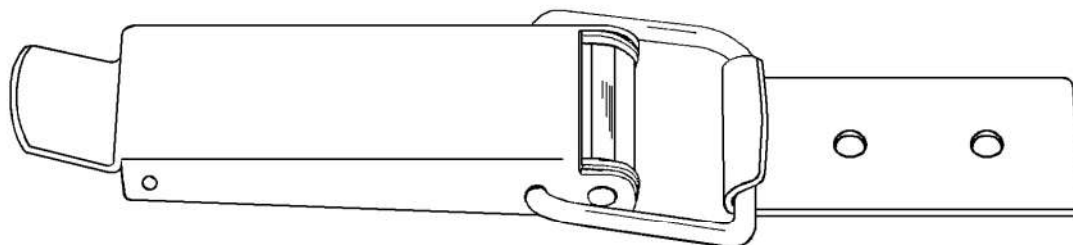
draw latch, house 73mm, total length 115mm
stainless steel 304/A2, with pulling pin $\varnothing 3\text{mm}$
base high 18mm, without padlock eye
max. widthness 28mm, handle widthness 16mm
maximum load 250 Kg (2500N), travel length 44mm
not adjustable, with 2 screwholes $\varnothing 4,2\text{mm}$
with flat keeper plate with 2 screwholes $\varnothing 4,2\text{mm}$
in boxes of 50 Pcs.
standard 524220 will be delivered with flat keeper



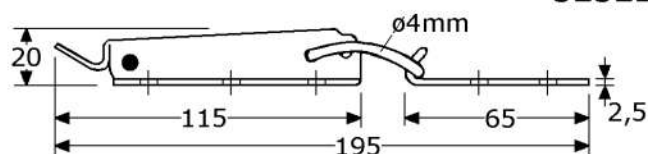
draw latch, house 73mm, total length 115mm
stainless steel 304/A2, with pulling pin $\varnothing 3\text{mm}$
with stainless steel padlock eye $\varnothing 5,5\text{mm}$
base high 18mm, total high 19mm
max. widthness 28mm, handle widthness 16mm
maximum load 250 Kg (2500N), travel length 44mm
not adjustable, with 2 screwholes $\varnothing 4,2\text{mm}$
with flat keeper plate with 2 screwholes $\varnothing 4,2\text{mm}$
in boxes of 50 Pcs.
standard 524221 will be delivered with flat keeper

extra you can order separately
a hook keeper plate (524289)
stainless steel 316/A4
high 22mm, width 20mm
plate 2mm, length 61/76mm
2 countersunk holes (4mm)





525223

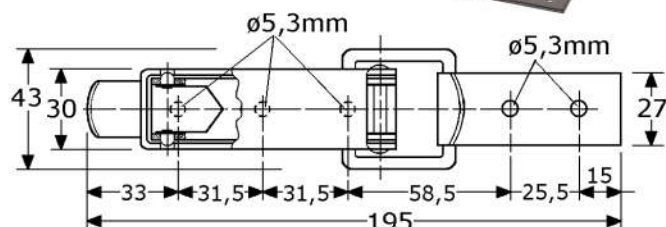


draw latch, house 115mm, total length 195mm
stainless steel 304/A2, with possibility for sealing
not adjustable, with pulling pin $\varnothing 4\text{mm}$
base high 20mm, without padlock eye
max. widthness 43mm, handle widthness 30mm
maximum load 400 Kg (4000N), travel length 20mm
with 3 screwholes $\varnothing 5,3\text{mm}$
with flat keeper plate with 2 screwholes $\varnothing 5,3\text{mm}$
in boxes of 25 Pcs.

standard 525223 will be delivered with flat keeper

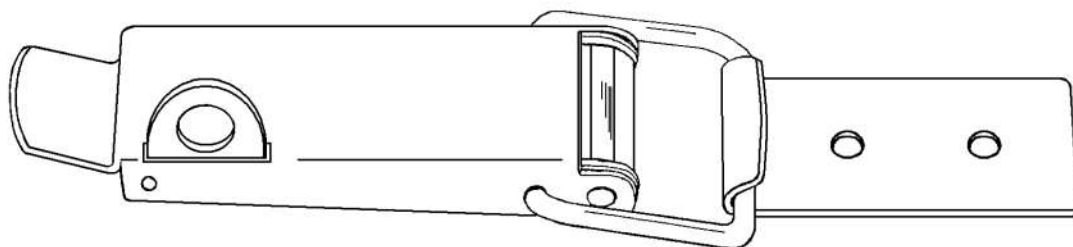


525224

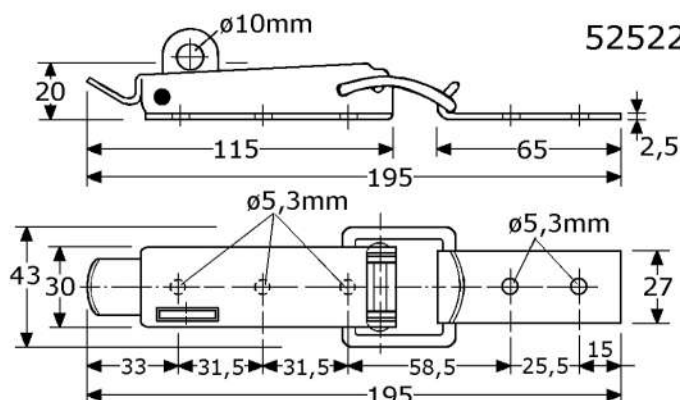


draw latch, house 115mm, total length 195mm
stainless steel 304/A2, with inside ball fixing
ball fixing: for not easy opening/release ###
not adjustable, with pulling pin $\varnothing 4\text{mm}$
base high 20mm, without padlock eye
max. widthness 43mm, handle widthness 30mm
maximum load 400 Kg (4000N), travel length 20mm
with 3 screwholes $\varnothing 5,3\text{mm}$
with flat keeper plate with 2 screwholes $\varnothing 5,3\text{mm}$
in boxes of 25 Pcs.

standard 525224 will be delivered with flat keeper

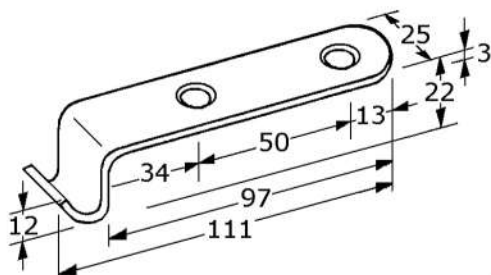


525225



draw latch, house 115mm, total length 195mm
stainless steel 304/A2, with possibility for sealing
not adjustable, with pulling pin $\varnothing 4\text{mm}$
with stainless steel padlock eye $\varnothing 10\text{mm}$
against burglary ###
base high 20mm, maximum high 29mm
max. widthness 43mm, handle widthness 30mm
maximum load 400 Kg (4000N), travel length 20mm
with 3 screwholes $\varnothing 5,3\text{mm}$
with flat keeper plate with 2 screwholes $\varnothing 5,3\text{mm}$
in boxes of 25 Pcs.

standard 525225 will be delivered with flat keeper

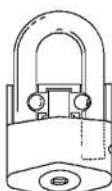


525289

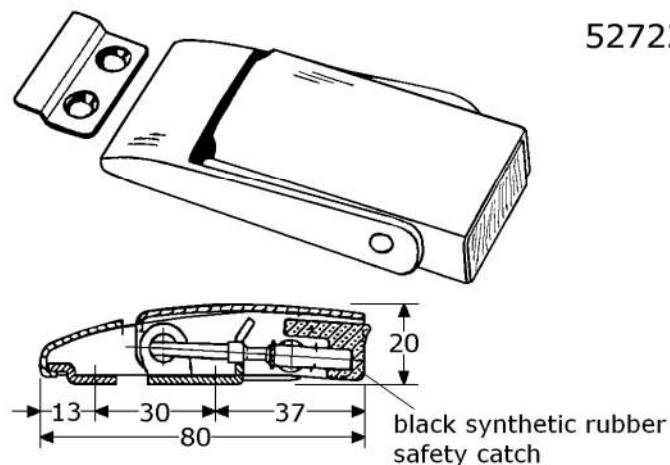
hook keeper plate, high 22mm
stainless steel 316/A4
97/111x25x3mm
with 2 countersunk screwholes (for 5mm, M5/M6)
1th hole on 34mm
in boxes of 25 Pcs.



for padlocks out of stainless steel
see our page Y-689a & Y-689b
(for 525225 you can use 689251)



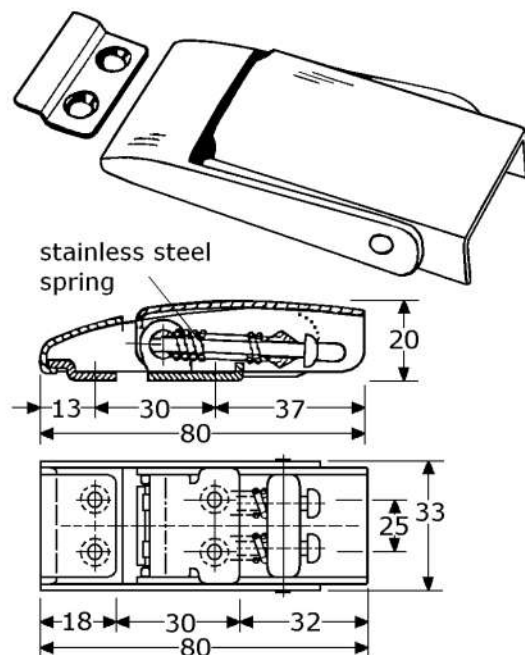
PIMEX B.V.
Coenecoop 131
2741 PJ WADDINXVEEN (NL)
Tel. (31) 182 - 61 11 66
Email: info@pimex.nl



527224

design

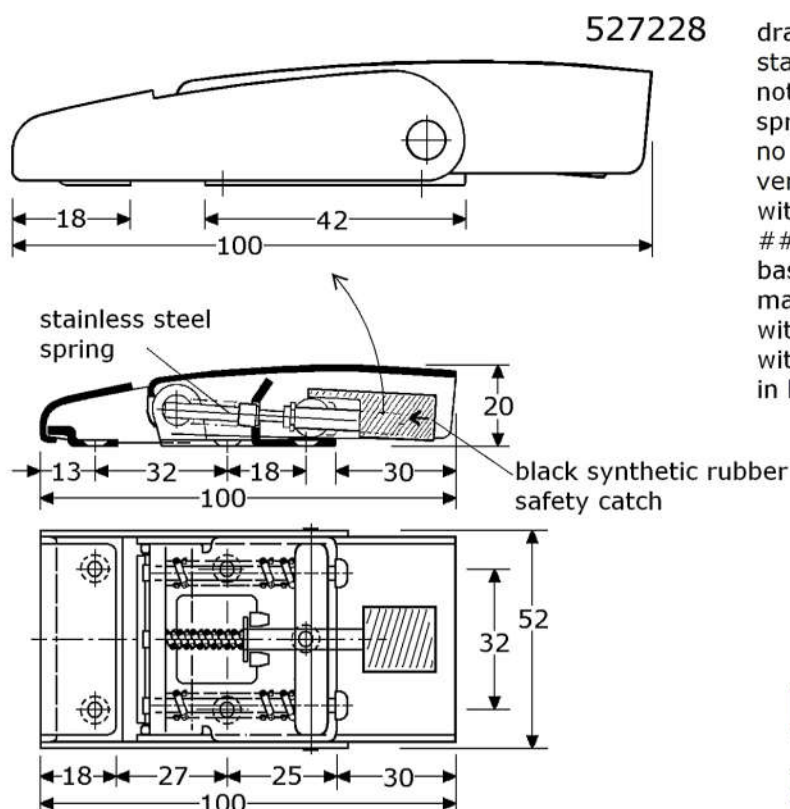
draw latch 80x33mm
stainless steel 304/1.4301 satin polished
not adjustable, unvisable mounting
very nice design, first quality
with black synthetic rubber safety catch
to prevent accidental opening/release ###
base high 20mm, widthness 33mm
maximum load 80 Kg (800 N), travel length 20mm
with 2 countersunk screwholes (4mm/M4)
with flat keeper plate with 2 screwholes (4mm/M4)
in boxes of 12 Pcs.



527226

design

draw latch 80x33mm
stainless steel 304/1.4301 satin polished
not adjustable, unvisable mounting
spring loaded: with 2 hidden stainless steel springs
no vibrating, no irritating sound
very nice design, first quality
base high 20mm, widthness 33mm
maximum load 80 Kg (800 N), travel length 20mm
with 2 countersunk screwholes (4mm/M4)
with flat keeper plate with 2 screwholes (4mm/M4)
in boxes of 12 Pcs.



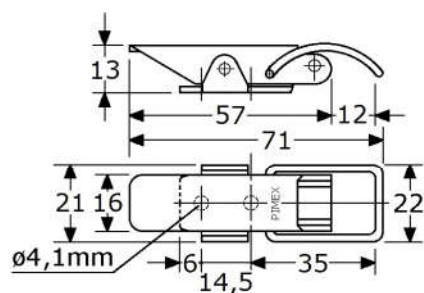
527228

design

draw latch 100x52mm
stainless steel 304/1.4301 satin polished
not adjustable, unvisable mounting
spring loaded: with 2 hidden stainless steel springs
no vibrating, no irritating sound
very nice design, first quality
with black synthetic rubber safety catch
to prevent accidental opening/release ###
base high 20mm, widthness 52mm
maximum load 100 Kg (1000N), travel length 20mm
with 3 countersunk screwholes (4mm/M4)
with flat keeper plate with 2 screwholes (4mm/M4)
in boxes of 6 Pcs.



PIMEX B.V.
Coenecoop 131
2741 PJ WADDINXVEEN (NL)
Tel. (31) 182 - 61 11 66
Email: info@pimex.nl



A4
316

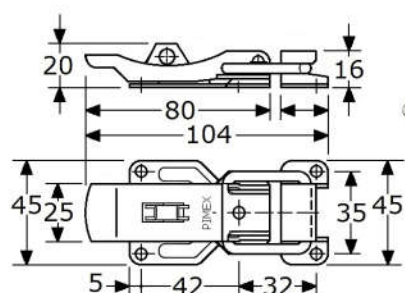
524337

draw latch, house 57mm, total length 71mm
stainless steel 316/A4, with pulling pin $\varnothing 2$ mm
base high 13mm, without padlock eye
max. widthness 22mm, handle widthness 16mm
maximum load 65 Kg (650 N), traveling length 22mm
not adjustable, with possibility for sealing
with 2 screwholes $\varnothing 4,1$ mm c.t.c. 14,5mm
without keeper plate
in boxes of 50 Pcs.

A4
316

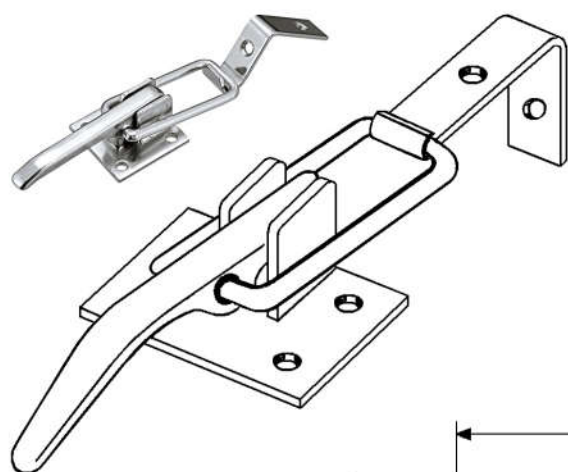
A4
316

extra you can order separately
a hook keeper plate (522289)
stainless steel 316/A4
high 14mm, width 12mm
plate 1,5mm, length 33/43mm
2 countersunk holes (M3/M4)



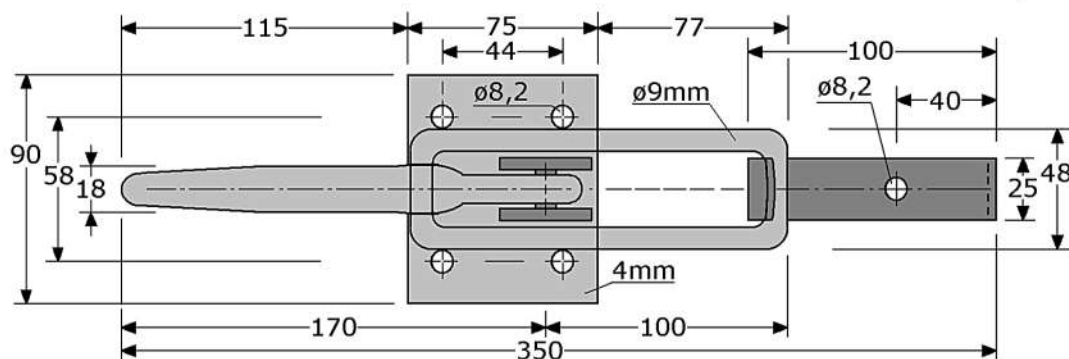
528254

draw latch, house 80mm, total length 104mm
stainless steel 304/A2, with pulling pin $\varnothing 5$ mm
base high 16/20mm, not adjustable
with stainless steel 304/A2 safety push knob/catch
with spring loaded padlock eye $\varnothing 6,5$ mm
compression by closing the handle:
the pulling pin will pull the door horizontal
max. widthness 45mm, handle widthness 25mm
maximum load 400 Kg (4000 N), travel length 25mm
with 3 screwholes $\varnothing 5,1$ mm
with high keeper plate with 2 screwholes $\varnothing 5,1$ mm
in boxes of 10 Pcs.
standard 528254 will be delivered with high keeper

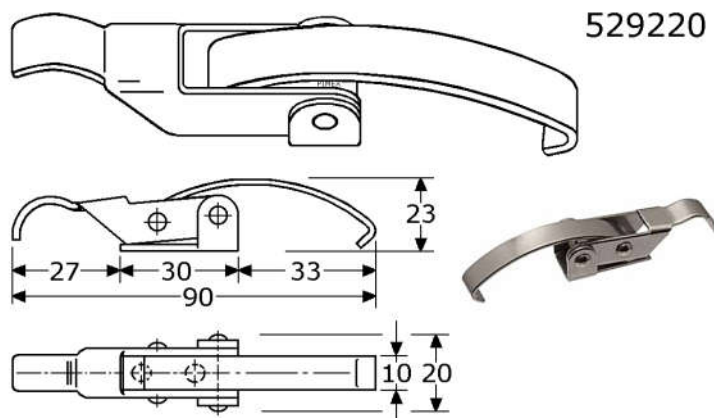


528280

draw latch 270mm, total length 350mm
stainless steel 304/A2, not adjustable
heavy duty, with welded pulling pin $\varnothing 9$ mm
with long heavy duty casting handle
heavy duty & pulling pin $\varnothing 9$ mm ###
base high 45mm, without padlock eye
base widthness 90mm, pulling pin width 58mm
maximum load: (unknown) , travel length 95mm
on welded groundplate 75x90x4mm
with 4 big screwholes $\varnothing 8,2$ mm
with hook keeper plate 4mm (100x60x25x4mm)
in boxes of 1 Pcs.
standard 528280 will be delivered with hook keeper



PIMEX B.V.
Coenecoop 131
2741 PJ WADDINXVEEN (NL)
Tel. (31) 182 - 61 11 66
Email: info@pimex.nl



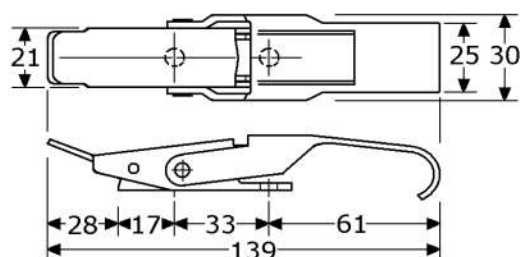
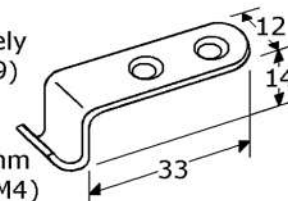
529220

draw latch 90mm
stainless steel, not adjustable
with curved spring claw, widthness claw 10mm
base high 18mm, without padlock eye
base widthness 20mm, handle widthness 13mm
maximum load 90 Kg (900 N), travel length 18mm
with 2 screwholes ø5mm
without keeper plate
in boxes of 50 Pcs.

extra you can order separately
a flat keeper plate (524283)
stainless steel 304/A2, 36x19x2mm
with 2 screwholes ø4,1mm



extra you can order separately
a hook keeper plate (522289)
stainless steel 316/A4
high 14mm, width 12mm
plate 1,5mm, length 33/43mm
2 countersunk holes (M3/M4)



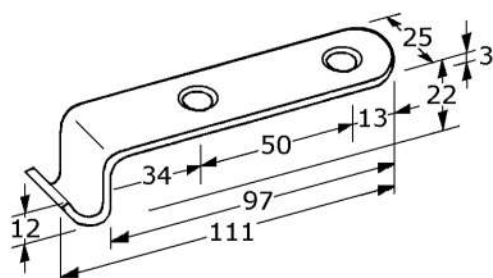
529261

draw latch 139mm
stainless steel 304/A2
with curved claw (claw is not a spring claw)
widthness claw 25mm, not adjustable
special for mounting behind a profile/border ###
not adjustable, with possibility for sealing
base high 22mm, without padlock eye
base widthness 30mm, handle widthness 21mm
maximum load 250 Kg (2500N), travel length 28mm
on narrow pressed groundplate 59x16,5x1,5mm
with 2 screwholes ø5mm
without keeper plate
in boxes of 10 Pcs.

extra you can order separately
a flat keeper plate (525283)
stainless steel 304/A2, 65x27x2,5mm
with 2 screwholes ø5,3mm

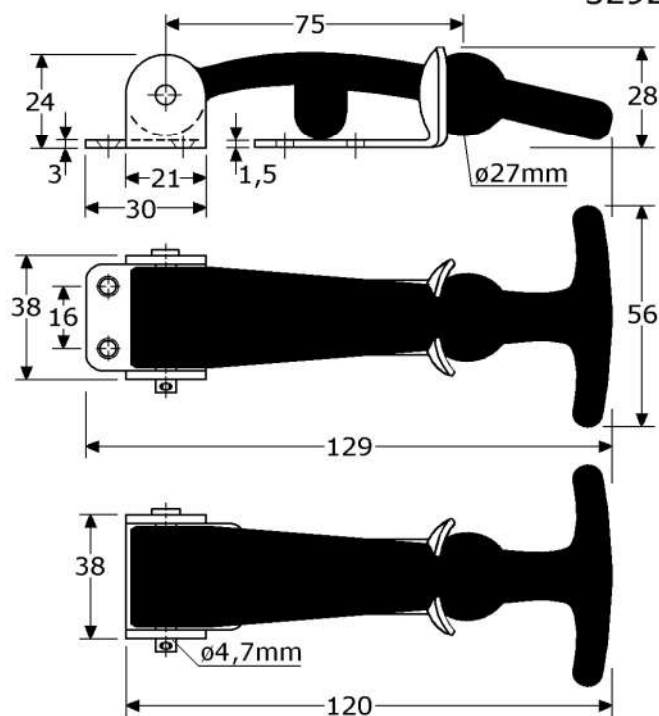


hook keeper plate, high 22mm
stainless steel 316/A4
97/111x25x3mm
with 2 countersunk screwholes (for 5mm, M5/M6)
1th hole on 34mm
in boxes of 25 Pcs.



PIMEX B.V.
Coenecoop 131
2741 PJ WADDINXVEEN (NL)
Tel. (31) 182 - 61 11 66
Email: info@pimex.nl

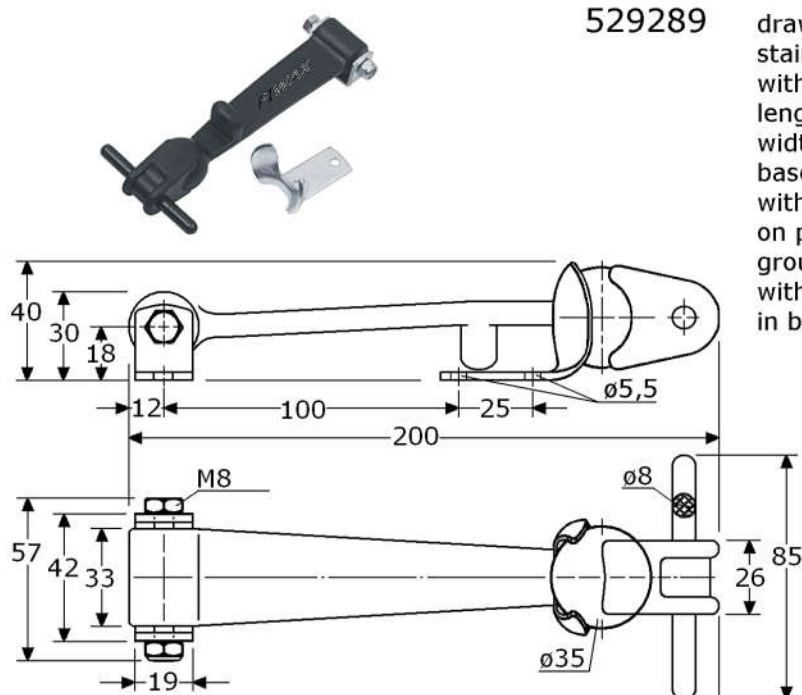
529288



draw latch 129mm, flexible
stainless steel 304/A2
with black EPDM rubber "T"-handle
length T-handle 120mm, widthness T-handle 56mm
base high 24mm with ball $\varnothing 27$ mm
base widthness 38mm, total high 28mm
with lose SS-304 split pin, revisible
on pressed groundplate 30x38x3mm
with 3 countersunk screwholes (4mm/M4)
with keeper plate with 2 screwholes $\varnothing 4,5$ mm
in boxes of 10 Pcs.



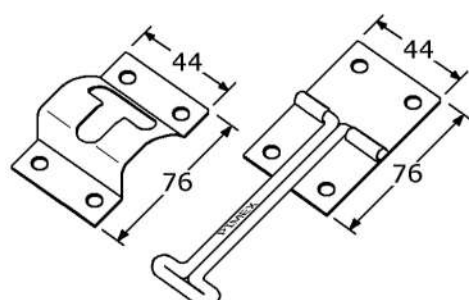
529289



draw latch 206mm, flexible
stainless steel 304/A2
with black EPDM rubber "T"-handle
length T-handle 200mm, total length 206mm
widthness T-handle 85mm with ball $\varnothing 35$ mm
base widthness 42mm, total high 40mm
with stainless steel bolt M8x50 & nut, reversible
on pressed groundplate, thickness 3mm
groundplate with 1x hole $\varnothing 8,5$ mm
with keeper plate with 2 screwholes $\varnothing 5,5$ mm
in boxes of 10 Pcs.



555288



door holder with long wire arm 101mm
stainless steel 304/A2
for mounting on side wall of a truck
plate 76x44mm with 4 screwholes $\varnothing 5$ mm
with fixing plate 76x44mm with 4 screwholes $\varnothing 5$ mm
in boxes of 20 Pcs.



PIMEX B.V.
Coenecoop 131
2741 PJ WADDINXVEEN (NL)
Tel. (31) 182 - 61 11 66
Email: info@pimex.nl